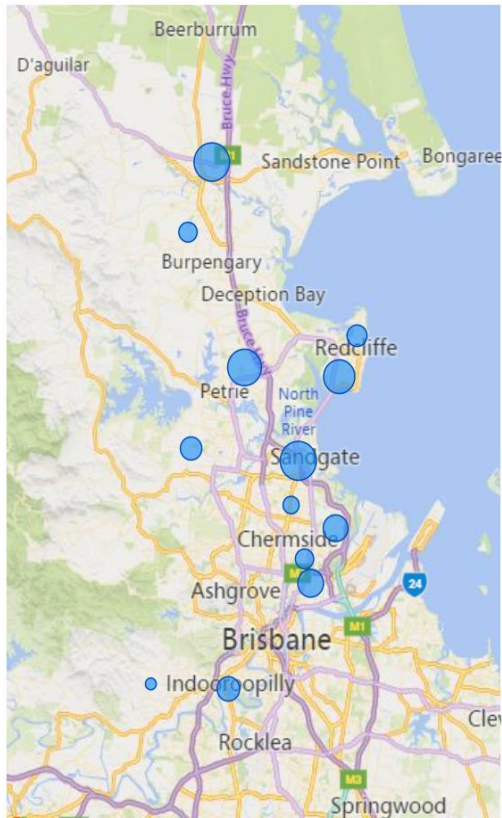
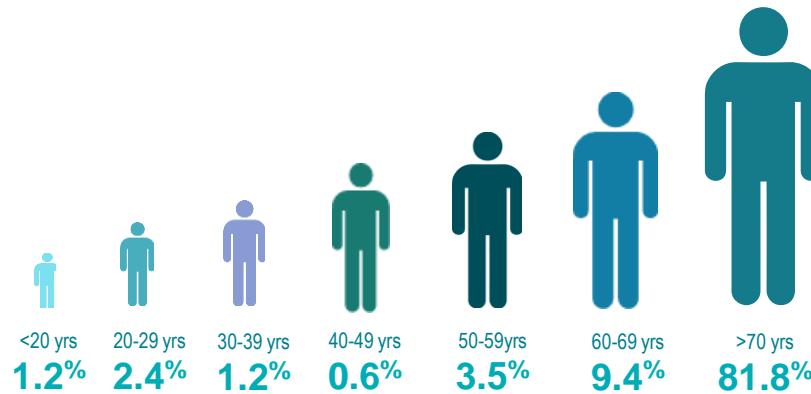


Brighton Brain Injury Service 2023/2024

PATIENTS BY SUBURB



AGE



CULTURAL AND LINGUISTIC DIVERSITY

Top Languages at Home

- ❖ English - 99.40%
- ❖ Chinese - 0.60%

Top Patient Religions

- ❖ No Religion/Not Stated - 51.50%
- ❖ Catholic - 16.77%
- ❖ Anglican Church of Australia - 4.79%
- ❖ Anglican Catholic Church - 4.19%
- ❖ Presbyterian - 4.55%

Top Patient Birthplace

- ❖ Australia - 70.66%
- ❖ England - 9.58%
- ❖ New Zealand - 4.19%
- ❖ South Africa - 2.40%
- ❖ Germany - 1.80%




Aboriginal &/or TSI – 4.12 %

ACTIVITY



TOP REFERRERS



CONSUMER FEEDBACK

Top Compliment Themes

- ❖ Humaneness/Caring - 53.33%
- ❖ Treatment - 13.33%
- ❖ Management of Facilities - 13.33%
- ❖ Patient Rights - 6.67%
- ❖ Discharge and Transfer - 3.23%