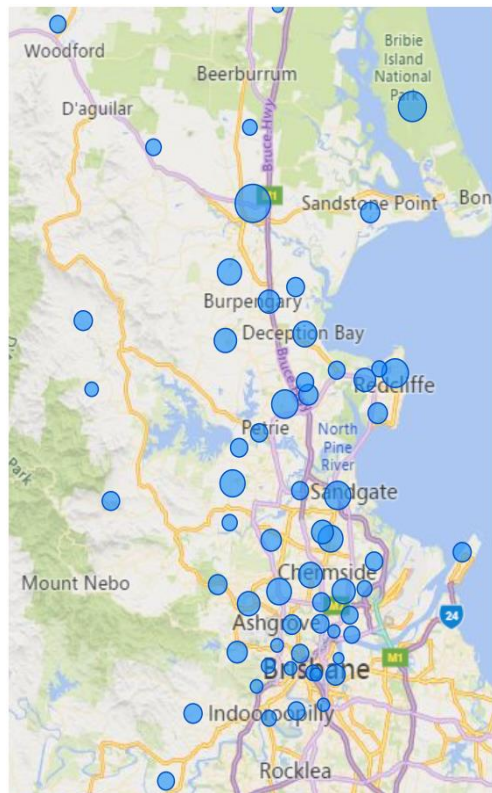
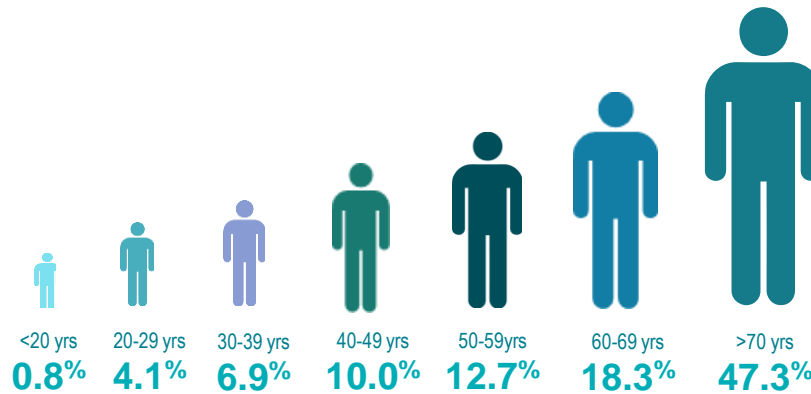


Hospital in the Home 2023/2024

HOME VISIT MAP



AGE



CULTURAL AND LINGUISTIC DIVERSITY

Top Languages at Home

- ❖ English – 98.44%
- ❖ Italian – 0.24%
- ❖ Arabic inc Lebanese – 0.14%
- ❖ Cantonese – 0.10%
- ❖ German – 0.10%

Top Patient Birthplace

- ❖ Australia – 78.78%
- ❖ England – 7.07%
- ❖ New Zealand – 6.29%
- ❖ Germany – 1.12%
- ❖ Philippines – 0.97%

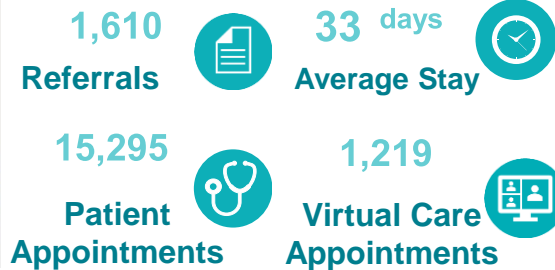
Top Patient Religions

- ❖ No Religion/Not Stated – 63.32%
- ❖ Catholic – 15.21%
- ❖ Anglican Church of Australia – 5.32%
- ❖ Christian – 4.26%
- ❖ Anglican – 3.98%



Aboriginal &/or TSI - 4.28 %

ACTIVITY



TOP REFERER



CONSUMER FEEDBACK

Top Compliment Themes

- ❖ Treatment – 43.90%
- ❖ Humaneness/Caring – 22.97%
- ❖ Professional Conduct – 15.99%
- ❖ Communication – 9.45%
- ❖ Medication – 4.36%