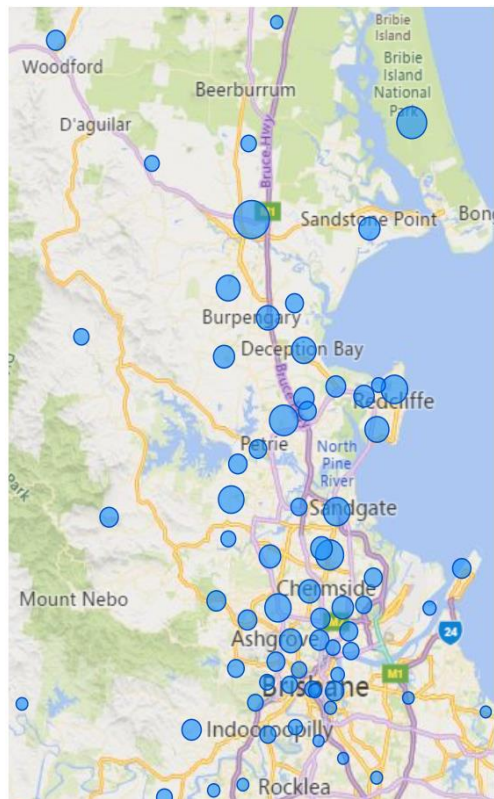
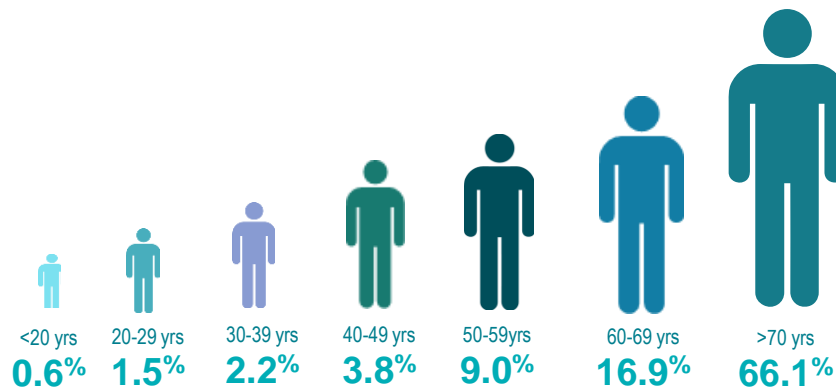


# Post Acute Care Service 2023/2024

## HOME VISIT MAP



## AGE



## CULTURAL AND LINGUISTIC DIVERSITY

### Top Languages at Home

- ❖ English – 97.91%
- ❖ Italian – 0.34%
- ❖ Italian – 0.34%
- ❖ Cantonese – 0.16%
- ❖ Arabic inc Lebanese – 0.14%

### Top Patient Birthplace

- ❖ Australia – 74.62%
- ❖ England – 9.56%
- ❖ New Zealand – 5.98%
- ❖ Scotland – 1.20%
- ❖ Italy – 1.13%

### Top Patient Religions

- ❖ No Religion/Not Stated – 61.41%
- ❖ Catholic – 16.23%
- ❖ Anglican Church of Australia – 5.07%
- ❖ Christian – 3.72%
- ❖ Anglican – 3.54%

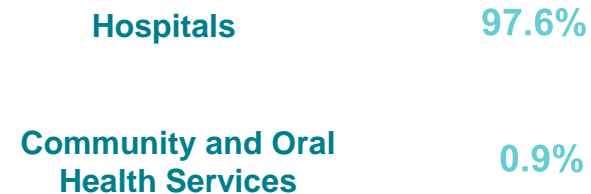


Aboriginal &/or TSI - 2.75 %

## ACTIVITY



## TOP REFERRERS



## CONSUMER FEEDBACK

### Top Compliment Themes

- ❖ Humanness/Caring – 60.94%
- ❖ Communication – 18.75%
- ❖ Treatment – 11.72%
- ❖ Professional Conduct – 7.03%
- ❖ Access and Timing – 1.56%