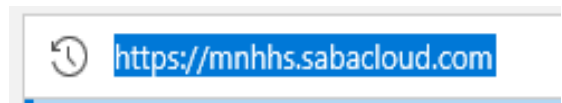



Logging in to the TMS from a Home Computer

Note: Do not use the 'Sign out' option when you are finished using the TMS. Use the close window or close tab ('x') on the internet browser.


If you are logging into your computer at home:

1. Copy the following web address and paste it in any web browser on your home computer, i.e. Internet Explorer, Firefox, Edge, Chrome



https://mnhhs.sabacloud.com

2. Enter your Queensland Health work email address (ending in @health.qld.gov.au) and your work Novell Password, OR




Welcome to the QH Federation Service.
Sign on using your primary email address and password

Input field containing: `suezann.scholz@health.qld.gov.au`

Input field containing: `.....`

3. Enter your Queensland Health Novell Username (preceded by "QH\") and your work Novell Password



Welcome to the QH Federation Service.
Sign on using your primary email address and password

Input field containing: `qh\schulzsu`

Input field containing: `.....`